



Kern 1600 flex

The solution for both simple and complex inserting jobs in the low to medium performance range up to 12'000 envelopes / hour.

The Kern 1600 flex is characterized by a high degree of flexibility, quick changeover, maximum reliability and simple operation. It is suitable for all types of applications.

Highlights of the system

- The system is characterized in particular by the fact that the ideal system configuration can be put together from a large number of modules. The Kern 1600 flex offers the broadest range of processing options from Kern.
- The quick changeover and short distances for the machine operators (one-sided operability of the system) are big added values.

Technology

The most modern technologies are built into the K1600 flex. The control system is state-of-the-art and fully meets the requirements of a future-oriented, modern inserting system.

Speed as a Service

In case of temporary production peaks, a temporary speed increase to 16'000 en-

velopes / hour can be enabled for a certain period of time. This means that production peaks can be efficiently broken.

User-friendliness

The handling of the Kern 1600 flex is simple, intuitive and clearly structured and is operated via a central touch panel. In order to carry out necessary interventions quickly, the operator is supported by images and graphics on the display.

Kern inserting systems are designed with a uniform operating concept.

- The system can be equipped with automatic adjusting devices upon request. This allows the format changeover to be reduced to a few manual operation steps by the operator. This very short changeover time and rapid availability for new jobs is a major advantage of the Kern 1600 flex.
- The individual sections (grouping tables, folding stations, etc.) are easily accessible for the machine operator.


Our services

- Personal consulting on site
- Requirement analysis
- Working out an optimal solution
- System integration
- On-site training of your employees
- Comprehensive support during the operational phase



Software System Platform Sphera


The system is prepared for connection to the Kern mailFactory® software solutions. The software suite supports and accompanies the entire processing procedure in the areas of document monitoring, control, tracking, measuring, analyzing and improving the production process.





Kern 1600 flex

Application diversity

- The Kern 1600 *fast* multi format inserting system is available for use from continuous stack/roll or cut sheet processing.




- Thanks to the multi-channel capability (up to 3 channels), the system offers to process a large number of applications. All channels can be automatically matched with each other.
- The system can be equipped with up to 16 enclosure stations. Friction- and rotary-feeders can be combined.
- Thanks to the use of lamellas, there is no contact between the document



and the envelope during the inserting process. This contactless inserting principle guarantees maximum reliability during the inserting process.

- At the exit of the machine, the system can be expanded by the required number of divert modules. In addition, functions such as reading, marking, franking, etc. are also available as an option.
- In addition, the solution can be expanded with the Print@Exit inkjet printing system (full color or black/white) for Whitepaper Solutions.



At a glance

Kern 1600 flex

- Document format:
Document width 1-up:
148–295 mm
Document width 2-up:
296–520 mm
Document length: 89–407 mm
- Paper weight: 70–120 gm²
- Kern 996 in two speed classes according to separate data sheet
- EFG feeder (option) speed:
C6/5, C5: up to 26 000 documents
C4: up to 30 000 documents
- Max. capacity/processing:
C6/5 and C5:
12 000 packages/hour
C4: 6000 packages/hour
- Folding: 4 pocket folding unit
- Envelope formats: C6/5 to B4
- Enclosure stations:
2/4/6/8/10/12/14/16
- Enclosure format (W×L):
min. 80×130 mm
max. 229×305 mm
- Automatic format settings optional
- Max. packing thickness: 12 mm
- compatible with the Kern Software- Suite

Kern AG

3510 Konolfingen
Switzerland

Phone +41 31 790 35 35
info.switzerland@kernworld.com
www.kernworld.com